


Features:

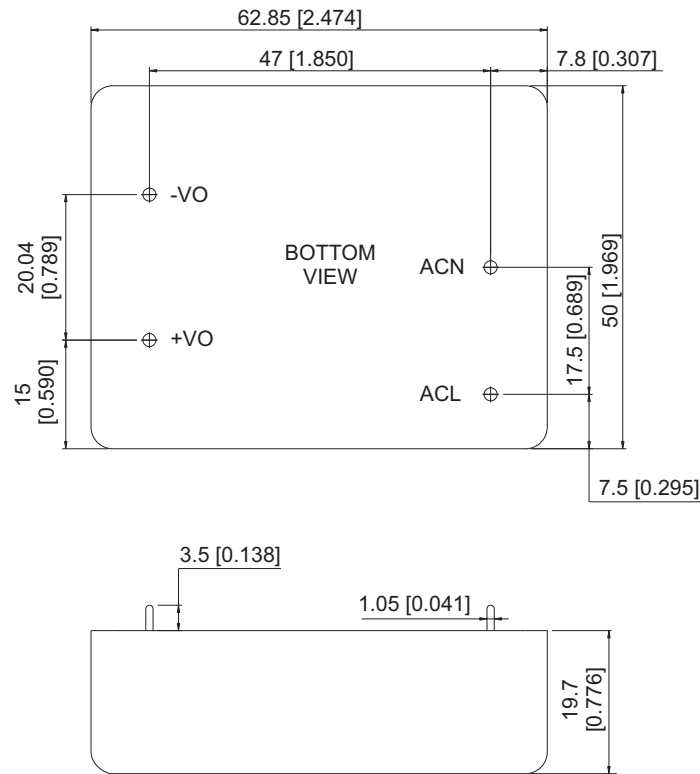
- Universal AC input / Full range
- Medical safety approval: ANSI / AAMI ES 60601-1 / TUV EN 60601-1: 2006; IEC 60601-1 / 2xMOPP
- Isolation class II
- Green design, No-load power consumption < 0.3W
- Protection: Short circuit, Over load, Over voltage
Brown-out (Low AC Input Voltage)
- High operation temperature up to 70°C
- Withstand 2G vibration test
- 3 years warranty



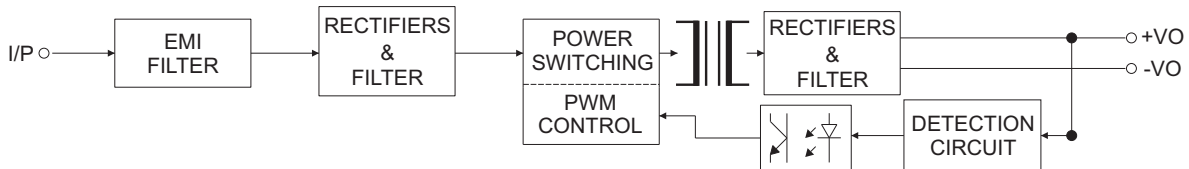
MODEL		ME05-05		ME05-12	ME05-15	ME05-24	
Output	DC Voltage Range	5V		12V	15V	24V	
	Rated Current	1A		0.42A	0.33A	0.21A	
	Current Range	0 ~ 1A		0 ~ 0.42A	0 ~ 0.33A	0 ~ 0.21A	
	Rated Power	5W		5.04W	4.95W	5.04W	
	Ripple & Noise (Max.)	100mVp-p		150mVp-p	150mVp-p	240mVp-p	
	Voltage Tolerance	+5 / -3%					
	Line Regulation	Note.8	±0.5%				
	Load Regulation	Note.8	±1%	±0.5%	±0.5%	±0.5%	
	Setup, Rise Time	100ms, 25ms / 230VAC, 100ms, 25ms / 115VAC at full load					
Hold Up Time	100ms / 230VAC, 25ms / 115VAC at full load						
Input	Voltage Range	85 ~ 264VAC, 125 ~ 373VDC					
	Frequency Range	47 ~ 63Hz					
	Efficiency (Typ.) at 230VAC	71%	75%	75%	77%		
	AC Current (Typ.)	0.13 A / 115VAC, 0.08A / 230VAC					
	Inrush Current (Typ.)	Cold Start 25A / 115VAC, 45A / 230VAC					
Protection	Over Load	Above 110% rated output power Protection type: Hiccup mode, recovers automatically after fault condition is removed					
	Over Voltage	115 ~ 145% rated output voltage Protection type: latch-off mode					
Environment	Working Temp.	-20 ~ 70°C (Refer to de-rating curve)					
	Working Humidity	20 ~ 90% RH non-condensing					
	Storage Temp. & Humidity	-40 ~ +85°C, 10 ~ 95% RH					
	Temp. Coefficient	±0.03% / °C (0 ~ 50°C)					
	Vibration	10 ~ 500Hz, 2G 10min. / 1cycle, period for 60min. each along X, Y, Z axes					
Safety & EMC	Safety Standards	Certified UL / cUL (ANSI / AAMI ES 60601-1; CAN / CSA-C22.2 No.60601-1); NFPA 99 Certified TUV (EN 60601-1; IEC 60601-1); MOPP approval					
	Withstand Voltage	I/P-O/P: 4KVAC					
	Isolation Resistance	I/P-O/P: 100M Ohms / 500VDC					
	EMI Conduction & Radiation	Certified EN 55011					
	Harmonic Current	Certified EN 61000-3-2; EN 61000-3-3					
	EMS Immunity	Certified EN 60601-1-2; IEC 61000-4-2, 3, 4, 5, 6, 8, 11					
Others	MTBF	217.4K HRS Certified MIL-HDBK-217F					
	Dimension (WxHxD)	50.0x19.7x62.85 mm / 1.969x0.776x2.474 inch					
	Packing	0.08kg; 144pcs / 12.52kg / 1.43CUFT					
Note	1. All parameters NOT specially mentioned are measured at 230VAC input, rated load and 25°C of ambient temperature. 2. Ripple & noise are measured at 20MHz of bandwidth by using a 12" twisted pair-wire terminated with a 0.1uF & 47uF parallel capacitor. 3. Tolerance: includes setup time tolerance, line regulation and load regulation. 4. Line regulation is measured from low line to high line at rated load. 5. Load regulation is measured from 10% to 100% rated load. 6. The power supply is considered a component which will be installed into a final equipment. The final equipment must be re-confirmed that it still meets EMC directives. 7. Length of setup time is measured at first cold start. Turning ON/OFF the power supply continuously may increase the setup time. 8.The line regulation and load regulation are calculated based on output voltage.						

Unit : mm[inch]

Mechanical Drawings:



Block Diagram:



De-rating Curve:

