



SUNPOWER TECHNOLOGY CORP.
 16F-1, No.150, Jian 1st Rd., Zhonghe Dist., New Taipei City 235, Taiwan (R.O.C.)
 TEL: 886-2-8226-3100 FAX: 886-2-8226-3111
 http://www.sunpower.com.tw
 E-mail: sunpower@sunpower.com.tw

SDS-035A/B/Cxx Series

35W, Single Output

12V / 24V / 48V DC Input



99 x 82 x 35 mm
 3.9 x 3.23 x 1.38 inch



Features:

- * Power ON with LED indicator
- * Input and output isolation
- * Soft start function, low inrush current
- * Non min. load requirement
- * Input polarity reverse protection
- * Over voltage, over load & short circuit protection
- * Output voltage $\pm 10\%$ adjustment
- * 100% full load burn-in test
- * Meet LVD standard
- * 2 years warranty

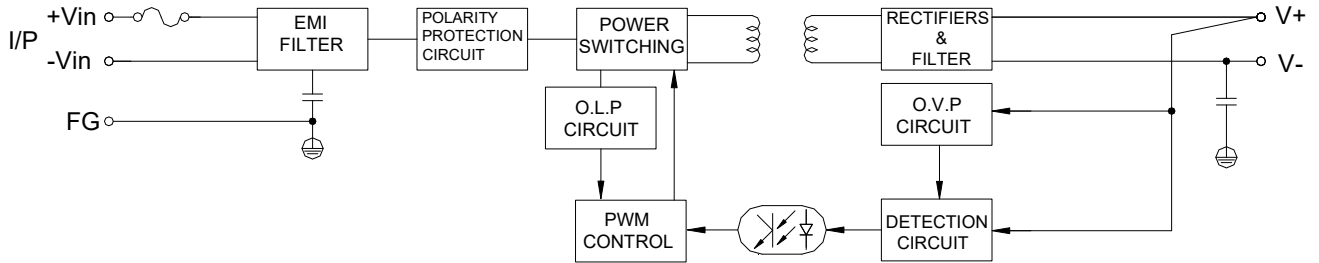
Specification:

INPUT	Model No.	SDS-035Axx Series		SDS-035Bxx Series		SDS-035Cxx Series		
	Voltage	9.5 ~ 18V DC (Typical 12V)		18 ~ 36V DC (Typical 24V)		36 ~ 72V DC (Typical 48V)		
	Current	<5.8A @ 9.5V DC		<3A @ 18V DC		<1.5A @ 36V DC		
	Protection	Fuse , 6.3A/250V		Fuse , 4A/250V		Fuse , 2A/250V		
OUTPUT	Voltage	3.3V	5V	7.5V	12V	24V	48V	
	Min Load	0A	0A	0A	0A	0A	0A	
	Max Load	8A	7A	4.7A	3A	1.5A	0.75A	
	Output Tolerance ②	$\pm 3\%$	$\pm 2\%$	$\pm 2\%$	$\pm 1\%$	$\pm 1\%$	$\pm 1\%$	
	Ripple Noise MAX. ③	70mV	70mV	100mV	120mV	200mV	250mV	
	Efficiency (TYP.)	SDS-035A	67%	70%	71%	74%	76%	78%
		SDS-035B	70%	74%	76%	78%	80%	82%
SDS-035C		70%	75%	77%	78%	81%	83%	
Output MAX.	26W	35W	35W	36W	36W	36W		
PROTECTION	Over Voltage	3.8~4.6V	5.8~7.0V	8.6~10.5V	13.8~16.8V	27.6~33.6V	55.2~67.2V	
		Hiccup and recovers automatically after the fault is removed.						
	Over Load & Short Circuit	When power supply over 105%~ 180% max load or short circuit acted, power supply will go into hiccup mode and recover automatically after the fault is removed.						
ELEC. CHAR.	Rise time	<20mS						
ENVIRONMENT	Temperature ④	Operating: -10 ~ +70°C ; De-rating: 50 ~ 70°C : 2.5%/°C ; Storage: -20 ~ +85°C						
	Humidity	Operating: 20% ~ 90% RH (non condensing); Storage: 10% ~ 95% RH (non condensing)						
SAFETY	Withstand voltage	I/P-O/P:2.0KVAC, I/P-FG:1.5KVAC, 1minute						
	Isolation resistance	I/P-O/P, I/P-FG, > 100MΩ/500VDC at 25°C/ 70% RH						
EMC	EMI	EN 55032 CLASS B · FCC CFR 47 PART 15 CLASS B · CNS 13438 CLASS B.						
	EMS	EN 55024 : EN 61000-4-2,3,4,6,8 ; ENV 50204						
OTHERS	Cooling	Natural Cooling.						
	M.T.B.F.	417K hours						
	Dimension	99 x 82 x 35 mm (L*W*H)						
	Packing	N.W.:0.36Kg / 1pc; 46pcs / 1.22 CUFT / 1 CTN						

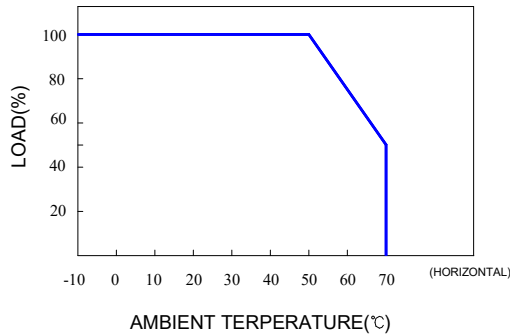
- NOTE
- ① All measurements which not mentioned are based on 12V/24V/48VDC input, **output Max** at ambient 25°C / 70%RH
 - ② Output tolerance included set up voltage, line regulation and load regulation.
 - ③ Ripple & noise are measured at 12~18V/21~36V/42~72VDC input with 10~50°C condition and 20MHz of bandwidth by terminated using a 10" ~ 15" twisted pair-wire with a 0.1uF & a 47uF parallel capacitor.
 - ④ The operating temperature shall follow the de-rating curve in spec
 - ⑤ The power supply is considered a component of end-equipment. The end-equipment must be re-confirmed whether comply with EMC directives.

SDS-035A/B/Cxx Series

Block Diagram : DS1

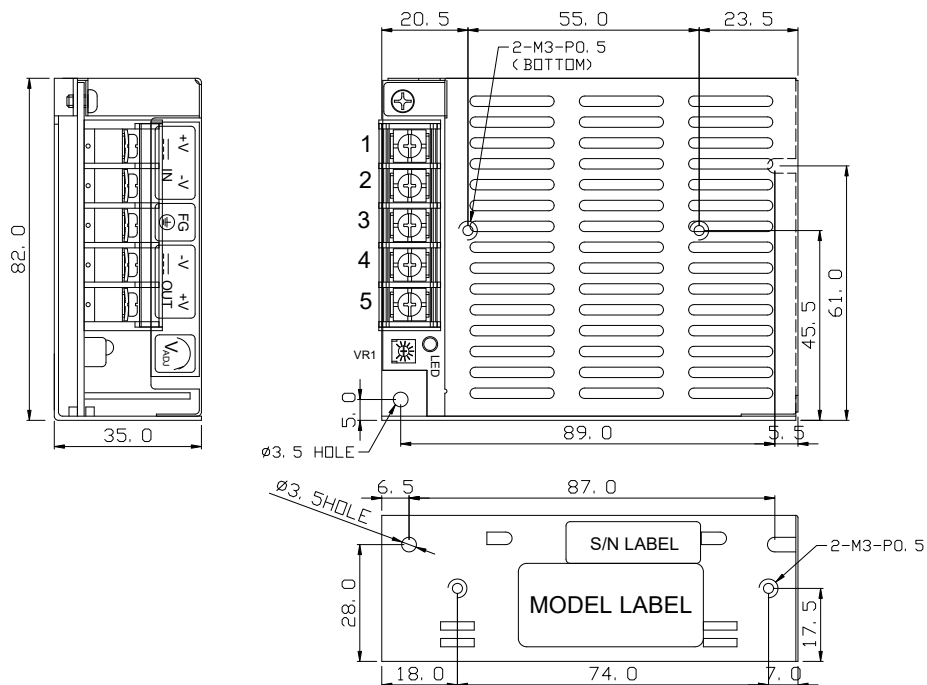


De-rating Curve :



Dimension:

(Unit: mm)



NOTES:

TERMINAL BLOCK: 7P, PITCH 9.5mm with pc cover

MODEL No.	1	2	3	4	5
SDS-035A/B/Cxx	+Vin	-Vin	FG	-V	+V