

MPU31 series

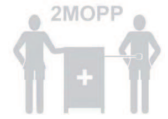
V1.3

30W External Medical Grade Power Supply

The MPU31 series of AC/DC switching mode power supplies provide 30 Watts of continuous output power . All supplies are UL94V-1 min compliant. All models meet FCC Part-18 ,CISPR-11 and EN55011 class B emission Limits ,IEC 60601-1-2:2014 and are designed to comply with UL/cUL, TUV T-mark and conformity assessment in CE marking. All units are 100% burned in and tested.

FEATURES:

- * Wide Operating Voltage, 80 to 275 VAC, 47 to 63 Hz
- * IEC-320-C14 Input Inlet
- * Single to Triple Output
- * Crowbar Mode Over Voltage Protection
- * Input to Output : 2MOPP
- * High ESD immunity
- * Suitable professional healthcare facility
- * High Altitude of 5000m
- * Ultra low earth leakage current < 0.1mA
- * CEC V (MPU31-103~111 only)
- * 5 year warranty



RoHS2
2011/65/EU



APPLICATIONS:

- * Patient Monitor
- * Blood Pressure system
- * Portable medical device
- * ECG 、 EEG
- * Medical Tablet

GENERAL SPECIFICATION:

- * **Short Circuit Protection:** Auto Recovery
- * **Cooling:** Free Air Convection
- * **Flammability Rating:** UL94V-1
- * **Protection Classes:** Class I
- * **Safety:** IEC60601-1 Edition3.1, ES60601-1:2005(R2012), CSAC22.2 NO.60601-1:14, EN60601-1:2006/A1:2013

APPROVALS:



Electrical Characteristics:

Symbol	Characteristic	Condition	Min.	Typ.	Max.	Unit
Vins	Safety Approval Input Voltage Range	Safety Approval & Specification in Label	100		240	VAC
Vin	Input Operate Voltage Range	Detail to see Fig.1 (Derate linearly from 100% load at 90VAC to 80% load at 80VAC)	80		275	VAC
Fi	Input Frequency	Sine wave	47		63	Hz
Po	Output Power Range	See Rating Chart			30	W
Iil	Low Line Input Current	Full Load, Vin=100VAC		0.90		A
Iih	High Line Input Current	Full Load, Vin=240VAC		0.34		A
IrL	Low Line Input Inrush Current	Full Load, 25°C, Cool start, Vin=100VAC			14	A
IrH	High Line Input Inrush Current	Full Load, 25°C, Cool start, Vin=240VAC			33	A
Ik	Safety Ground Leakage Current	Vin=240VAC, Fi=60Hz			0.1	mA
η	Efficiency	Full Load, Vin=230VAC, Detail to see Rating Chart	See Rating Chart			
ΔVoi	Line Regulation	Full Load, Vin=100~120VAC or 200~240VAC			1	%
OVP	Over Voltage Protection		112		132	%
OLP	Over Load Protection	Recovers automatically after fault condition is removed	110		150	%
ttr	Time of Transient Response	Io=Full Load to Half Load, Vin=110VAC			4	ms
thu	Hold-Up Time	Full Load, Vin=100VAC	See Rating Chart			
ts	Start-up time	Full Load, Vin=100~240VAC			2	s
Ris	Insulation Resistance		50			MΩ
Tc	Temperature Coefficient	All Condition			±0.04	%/°C
HV	Dielectric Withstanding Voltage (P-S)	Primary to Secondary, limit current <10mA			4000	VAC
Vpg	Dielectric Withstanding Voltage (P-G)	Primary to PE, limit current <10mA			1500	VAC
EMI	EMC Emission	Compliance to EN55011 (CISPR11), EN60601-1-2	B			Class

Environmental:

Symbol	Characteristic	Condition	Min.	Typ.	Max.	Unit
To	Operating Temperature	Detail to see Fig.2 (Derate linearly from 100% load at 50°C to 50% load at 70°C)	-10		70	°C
Ts	Storage Temperature	10 ~ 95% RH	-40		85	°C
Ho	Operating Humidity	non-condensing	0		95%	RH
Hs	Storage Humidity		0		95%	RH
ESDa	Electro Static Discharge	Air Discharge, IEC61000-4-2			15	kV
ESDc	Electro Static Discharge	Contact Discharge, IEC61000-4-2			8	kV
MTBF	Mean Time Between Failure	Operating Temperature at 25°C, Calculated per MIL-HDBK-217F	200k			h
ELEV	Operating Altitude (Elevation)	All condition			5000	m
VBR	Vibration	10 ~ 500Hz, 10min./1cycle, 60min. each along X, Y, Z axes			5	G
Vsl	Surge Voltage	Line-Neutral			1	kV
Vsg	Surge Voltage	Line-PE & Neutral-PE			2	kV

MPU31 series

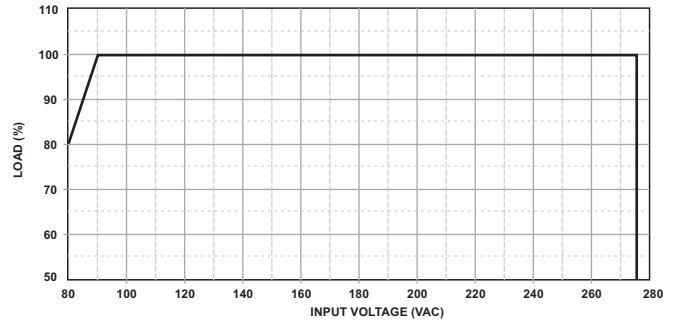
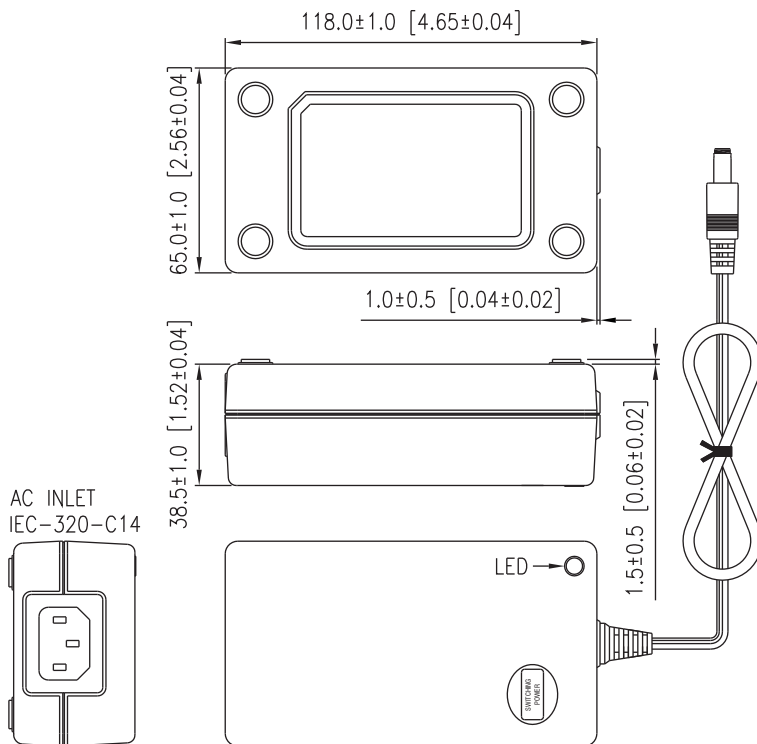
V1.3

30W External Medical Grade Power Supply

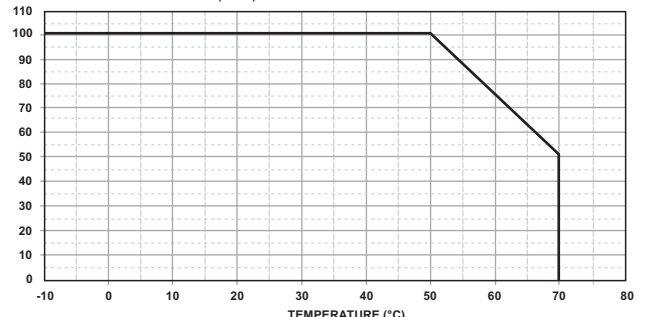
SPECIFICATION NOTE :

1. Output can provide up to peak load when the power supply starts up. Continuous staying in more than rated load is not allowed.
2. At factory, in 60% rated load condition, each output is checked to be within voltage accuracy.
3. Line regulation is defined by changing $\pm 10\%$ of input voltage from nominal line at rated load.
4. Load regulation is defined by changing $\pm 40\%$ of measured output load from 60% rated load.
5. The ripple is measured from peak to peak with a bandwidth-limit of 20MHz (Measured at the output connector with a 0.1uF ceramic capacitor and a 47uF electrolytic capacitor).
6. Hold up time is measured from the end of the last charging pulse to the time which the main output drops down to low limit of main output at rated load and nominal line.
7. Efficiency is measured at rated load, and nominal line.

MECHANICAL DIMENSIONS: (UNIT: mm [inch])



(FIG.1) INPUT VOLTAGE DERATING CURVE



(FIG.2) TEMPERATURE DERATING CURVE

OUTPUT CABLE RECOMMEND :

1. Selected output connectors and wire, please refer to Appendix.
2. MPU31-101~104 are required to use AWG#16/4FT output cable.
3. MPU31-105~108 are required to use AWG#18/6FT output cable.
4. MPU31-109~110 are required to use AWG#20/6FT output cable.
5. The regulation and efficiency will be changed by modified output cable.

PACKING :

1. Net weight: 400~460g approx.
2. Optional output connectors available contact sales for details.

Rating Chart: (Single Output)

MODEL NO.	Setting Voltage Range (Factory setting, can't be adjusted)		Output Current (Based on the output volt.)		Maximum Output Power (W)	Ripple & Noise (mVp-p)	Total Regulation (%)	Typ. Efficiency (%)	Typ. No Load Consumption (W)	Hold-Up Time (ms)	Protection Mode
	min	max	min	max							
	(VDC)	(VDC)	(A)	(A)							
MPU31-101	3.0	5.0	4.00	6.66	20	60	±7	68	0.3	12	Hiccup
MPU31-102	5.0	6.0	4.16	5.00	25	50	±5	77	0.3	12	Hiccup
MPU31-103	6.0	8.0	3.12	4.16	25	60	±5	82.35	0.3	12	Hiccup
MPU31-104	8.0	11.0	2.72	3.75	30	100	±4	83.5	0.3	12	Hiccup
MPU31-105	11.0	13.0	2.30	2.72	30	100	±3	83.5	0.3	12	Hiccup
MPU31-106	13.0	16.0	1.87	2.30	30	100	±3	83.5	0.3	12	Hiccup
MPU31-107	16.0	21.0	1.42	1.87	30	100	±5	83.5	0.3	12	Hiccup
MPU31-108	21.0	27.0	1.11	1.42	30	100	±3	84	0.3	12	Hiccup
MPU31-109	27.0	33.0	0.90	1.11	30	100	±2	86	0.3	12	Hiccup
*MPU31-110	33.0	40.0	0.75	0.90	30	100	±2	86	0.3	12	Hiccup

MPU31-101~102 are not in compliance with CEC V.
[*]=MOQ is required. Please contact sales.

Rating Chart: (Multi Output)

MODEL NO.	Setting Voltage Range (Factory setting, can't be adjusted)		Output Current (Based on the output volt.)		Maximum Output Power (W)	Ripple & Noise (mVp-p)	Total Regulation (%)	Typ. Efficiency (%)	Typ. No Load Consumption (W)	Hold-Up Time (ms)	Protection Mode																																																																																																																								
	min	max	min	max																																																																																																																															
	(VDC)	(A)	(A)	(A)																																																																																																																															
*MPU31-200	+3.3	0.30	3.0		25	66	±7	78	3	12	Hiccup																																																																																																																								
	+12.0	0.13	1.3			100	±5					MPU31-201	+5.0	0.30	3.0		30	50	±5	80	3	12	Hiccup	+12.0	0.13	1.3		100	±5	*MPU31-202	+5.0	0.30	3.0		30	50	±5	80	3	12	Hiccup	+15.0	0.10	1.0		100	±5	MPU31-203	+5.0	0.30	3.0		30	50	±5	81	3	12	Hiccup	+24.0	0.07	0.7		100	±5	*MPU31-204	+3.3	0.30	3.0		17.9	66	±7	78	3	12	Hiccup	+5.0	0.16	1.6		50	±5	MPU31-209	+12.0	0.20	2.0		30	100	±5	81	3	12	Hiccup	-12.0	0.05	0.5		100	±10	MPU31-210	+15.0	0.15	1.5		30	100	±5	83	3	12	Hiccup	-15.0	0.05	0.5		100	±10	*MPU31-215	+5.0	0.30	3.0		30	50	±5	83	3	12	Hiccup
MPU31-201	+5.0	0.30	3.0		30	50	±5	80	3	12	Hiccup																																																																																																																								
	+12.0	0.13	1.3			100	±5					*MPU31-202	+5.0	0.30	3.0		30	50	±5	80	3	12	Hiccup	+15.0	0.10	1.0		100	±5	MPU31-203	+5.0	0.30	3.0		30	50	±5	81	3	12	Hiccup	+24.0	0.07	0.7		100	±5	*MPU31-204	+3.3	0.30	3.0		17.9	66	±7	78	3	12	Hiccup	+5.0	0.16	1.6		50	±5	MPU31-209	+12.0	0.20	2.0		30	100	±5	81	3	12	Hiccup	-12.0	0.05	0.5		100	±10	MPU31-210	+15.0	0.15	1.5		30	100	±5	83	3	12	Hiccup	-15.0	0.05	0.5		100	±10	*MPU31-215	+5.0	0.30	3.0		30	50	±5	83	3	12	Hiccup	-24.0	0.10	1.0		100	±10												
*MPU31-202	+5.0	0.30	3.0		30	50	±5	80	3	12	Hiccup																																																																																																																								
	+15.0	0.10	1.0			100	±5					MPU31-203	+5.0	0.30	3.0		30	50	±5	81	3	12	Hiccup	+24.0	0.07	0.7		100	±5	*MPU31-204	+3.3	0.30	3.0		17.9	66	±7	78	3	12	Hiccup	+5.0	0.16	1.6		50	±5	MPU31-209	+12.0	0.20	2.0		30	100	±5	81	3	12	Hiccup	-12.0	0.05	0.5		100	±10	MPU31-210	+15.0	0.15	1.5		30	100	±5	83	3	12	Hiccup	-15.0	0.05	0.5		100	±10	*MPU31-215	+5.0	0.30	3.0		30	50	±5	83	3	12	Hiccup	-24.0	0.10	1.0		100	±10																														
MPU31-203	+5.0	0.30	3.0		30	50	±5	81	3	12	Hiccup																																																																																																																								
	+24.0	0.07	0.7			100	±5					*MPU31-204	+3.3	0.30	3.0		17.9	66	±7	78	3	12	Hiccup	+5.0	0.16	1.6		50	±5	MPU31-209	+12.0	0.20	2.0		30	100	±5	81	3	12	Hiccup	-12.0	0.05	0.5		100	±10	MPU31-210	+15.0	0.15	1.5		30	100	±5	83	3	12	Hiccup	-15.0	0.05	0.5		100	±10	*MPU31-215	+5.0	0.30	3.0		30	50	±5	83	3	12	Hiccup	-24.0	0.10	1.0		100	±10																																																
*MPU31-204	+3.3	0.30	3.0		17.9	66	±7	78	3	12	Hiccup																																																																																																																								
	+5.0	0.16	1.6			50	±5					MPU31-209	+12.0	0.20	2.0		30	100	±5	81	3	12	Hiccup	-12.0	0.05	0.5		100	±10	MPU31-210	+15.0	0.15	1.5		30	100	±5	83	3	12	Hiccup	-15.0	0.05	0.5		100	±10	*MPU31-215	+5.0	0.30	3.0		30	50	±5	83	3	12	Hiccup	-24.0	0.10	1.0		100	±10																																																																		
MPU31-209	+12.0	0.20	2.0		30	100	±5	81	3	12	Hiccup																																																																																																																								
	-12.0	0.05	0.5			100	±10					MPU31-210	+15.0	0.15	1.5		30	100	±5	83	3	12	Hiccup	-15.0	0.05	0.5		100	±10	*MPU31-215	+5.0	0.30	3.0		30	50	±5	83	3	12	Hiccup	-24.0	0.10	1.0		100	±10																																																																																				
MPU31-210	+15.0	0.15	1.5		30	100	±5	83	3	12	Hiccup																																																																																																																								
	-15.0	0.05	0.5			100	±10					*MPU31-215	+5.0	0.30	3.0		30	50	±5	83	3	12	Hiccup	-24.0	0.10	1.0		100	±10																																																																																																						
*MPU31-215	+5.0	0.30	3.0		30	50	±5	83	3	12	Hiccup																																																																																																																								
	-24.0	0.10	1.0			100	±10																																																																																																																												

[*]=MOQ is required. Please contact sales.

Rating Chart: (Multi Output)

MODEL NO.	Setting Voltage Range (Factory setting, can't be adjusted)	Output Current (Based on the output volt.)		Maximum Output Power (W)	Ripple & Noise (mVp-p)	Total Regulation (%)	Typ. Efficiency (%)	Typ. No Load Consumption (W)	Hold-Up Time (ms)	Protection Mode
		min	max							
		(VDC)	(A)							
*MPU31-301	+5.0	0.25	2.5	25	50	±5	78	3	12	Hiccup
	+12.0	0.11	1.1		100	±5				
	-5.0	0.05	0.5		50	±10				
*MPU31-302	+5.0	0.25	2.5	30	50	±5	80	3	12	Hiccup
	+12.0	0.10	1.0		100	±5				
	-12.0	0.05	0.5		100	±10				
MPU31-303	+5.0	0.25	2.5	30	50	±5	82	3	12	Hiccup
	+15.0	0.10	1.0		100	±5				
	-15.0	0.05	0.5		100	±10				
MPU31-304	+5.0	0.30	3.0	30	50	±5	82	3	12	Hiccup
	+24.0	0.10	1.0		100	±5				
	-24.0	0.05	0.5		100	±10				
*MPU31-305	+5.0	0.30	3.0	30	50	±5	82	3	12	Hiccup
	+24.0	0.10	1.0		100	±5				
	-12.0	0.05	0.5		100	±10				
*MPU31-306	+3.3	0.30	3.0	25	66	±7	78	3	12	Hiccup
	+12.0	0.11	1.1		100	±5				
	-5.0	0.05	0.5		50	±10				

[*]=MOQ is required. Please contact sales.