



SUNPOWER TECHNOLOGY CORP.
 16F.-1, No.150, Jian 1st Rd., Zhonghe Dist., New Taipei City 235, Taiwan (R.O.C.).
 TEL: 886-2-8226-3100 FAX: 886-2-8226-3111
 http://www.sunpower.com.tw
 E-mail: sunpower@sunpower.com.tw

SPS-G075-Dx Series

Dual Output



129 x 95 x 38 mm
 5.08 x 3.74 x 1.50 inch

Features:

- * Power ON with LED indicator
- * Built in EMI filter, low ripple noise
- * Over voltage protection : Shutdown and latch off
- * Over load & short circuit protection : Hiccup mode
- * 100% full load burn-in test
- * -20°C~70°C Operating temperature
- * UL, cUL, TUV, CB, CE approved
- * 3 years warranty

Specification:

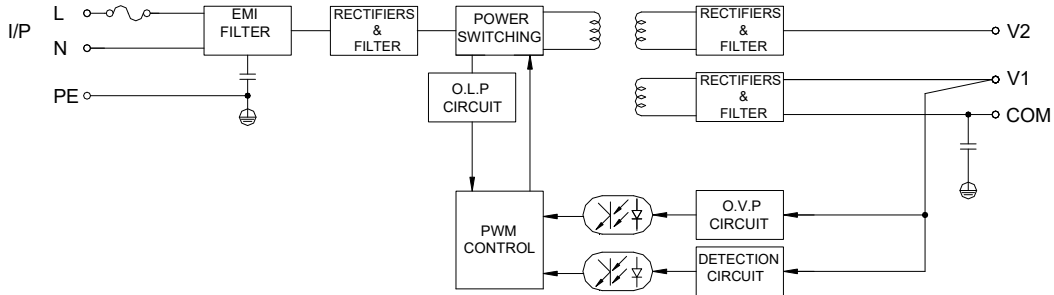
INPUT	Voltage	88V ~ 264VAC universal full range or 125V ~ 375VDC.			
	Frequency	47 ----- 63 Hz			
	Current	<1.8A@100V AC input, full load condition			
	Inrush Current (TYP.)	30A@115V , 50A@230V AC input, Cold start at 25°C ambient			
	Leakage Current	<0.75mA@264V AC input			
OUTPUT	MODEL No.	SPS-G075-D1		SPS-G075-D2	
	Output	V1	V2	V1	V2
	Voltage	5V	12V	5V	24V
	Min Load	0.3A	0.2A	0.3A	0.2A
	Max Load	8A	5A	8A	2.5A
	Output Tolerance ②	± 3%	± 7%	± 3%	± 7%
	Ripple Noise MAX. ③	70mV	120mV	70mV	200mV
	Efficiency (TYP.)	78%		79%	
Output MAX.	68W		68W		
PROTECTION	Over Voltage	V1 : 5.8 ~ 7.0V ; Shutdown and latch off, recover after re-start up.			
	Over Load & Short Circuit	When power supply over 105%~ 150% max load or short circuit acted, power supply will go into hiccup mode and recover automatically after the fault is removed.			
ELEC. CHAR.	Rise time	<30mS			
	Hold up time	>60mS@230V, full load condition			
	Setup time	<1 Sec@100 ~ 240V AC			
ENVIRONMENT	Temperature ④	Operating: -20 ~ +70°C ; De-rating: 45 ~ 70°C : 2.5%/°C ; Storage: -40 ~ +85°C			
	Humidity	Operating: 20% ~ 90% RH (non condensing) ; Storage: 10% ~ 95% RH (non condensing)			
	Altitude	6562 ft (≒ 2000 m) operating			
SAFETY	Withstand voltage	I/P-O/P:3KVAC, I/P-PE:1.5KVAC, O/P-PE:0.5KVAC, 1minute			
	Isolation resistance	I/P-O/P, I/P-PE, O/P-PE > 100MΩ/500VDC at 25°C / 70% RH			
	Safety standard	UL 60950-1 2 nd , CSA C22.2 No. 60950-1-07 2 nd , TUV EN 60950-1:2006+A11+A1+A12+A2, IEC 60950-1:2005+A1+A2, approved			
EMC	EMI	EN 55032 CLASS B, FCC CFR 47 PART 15 CLASS B, CNS 13438 CLASS B.			
	EMS	Compliance to EN61000-3-2 CLASS A, EN61000-3-3 EN 55024 : EN 61000-4-2,3,4,5,6,8,11			
OTHERS	Cooling	Natural cooling.			
	M.T.B.F.	299K hours			
	Terminal pitch	7P / 9.5mm with plastic cover, 90 deg terminal optional (with MOQ)			
	Packing	N.W.: 0.46Kg / pc ; 30pcs / 1.20 CUFT / 1 CTN			
NOTE	① All measurements which not mentioned are based on 230VAC input, output Max at ambient 25°C / 70%RH ② Output tolerance included set up voltage, line regulation and load regulation. The regulation is measured between 20%-100% max load of each output, Total output t must under output Max . ③ Ripple & noise are measured at 100~254VAC input with 10~50°C condition and 20MHz of bandwidth by using a 10" ~15" twisted pair-wire terminated with a 0.1uF & a 47uF parallel capacitor. ④ The operating temperature shall follow the de-rating curve in spec The output load may be requested for decreasing as de-rating curve in spec when low input voltage is under 100VAC. ⑤ The power supply is considered a component of end-equipment. The end-equipment must be re-confirmed whether comply with EMC directives.				



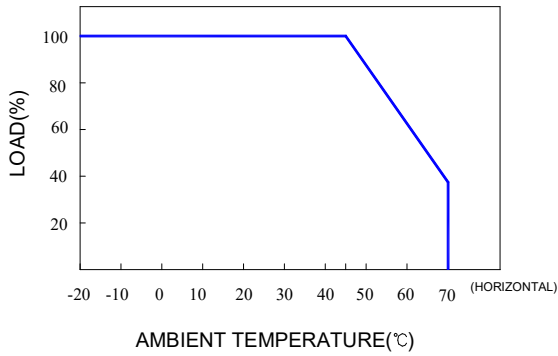
SUNPOWER TECHNOLOGY CORP.
 16F.-1, No.150, Jian 1st Rd., Zhonghe Dist., New Taipei City 235, Taiwan (R.O.C.).
 TEL: 886-2-8226-3100 FAX: 886-2-8226-3111
 http://www.sunpower.com.tw
 E-mail: sunpower@sunpower.com.tw

SPS-G075-Dx Series

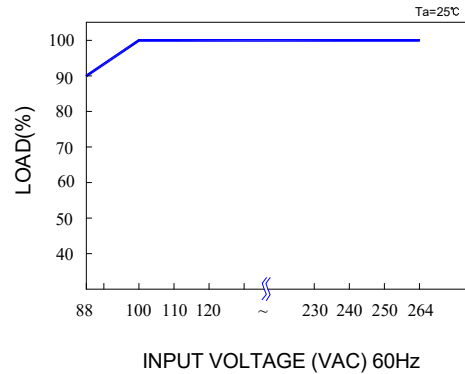
Block Diagram : UD2



De-rating Curve :

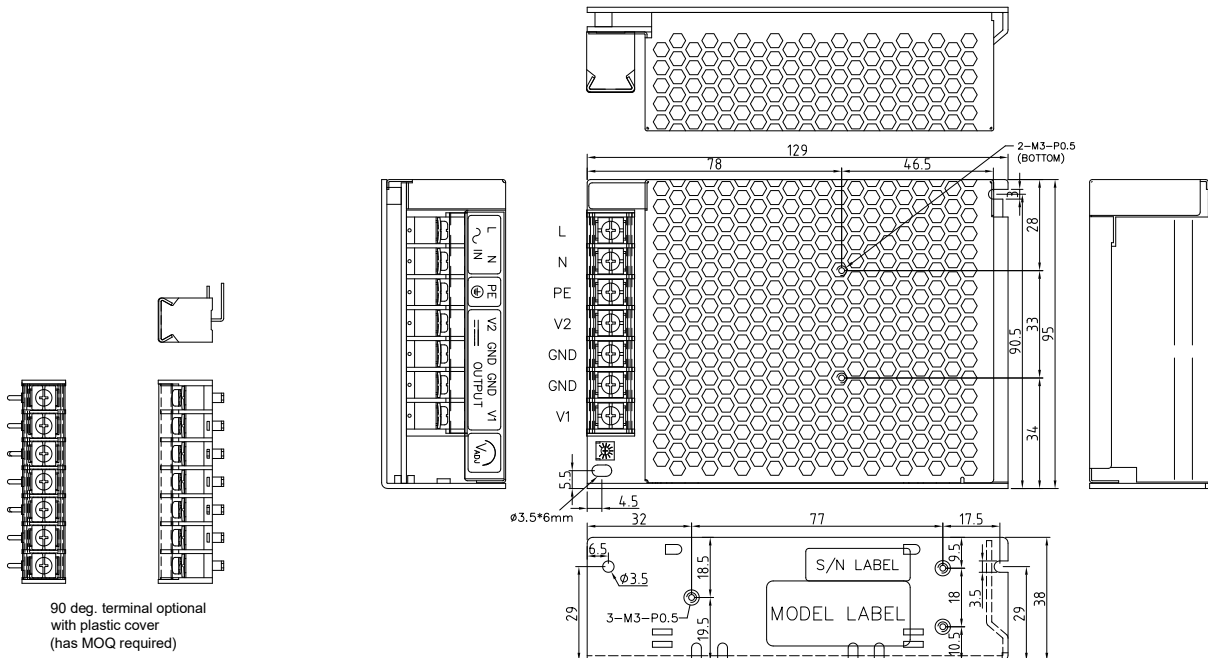


Output De-rating Vs Input Voltage :



Dimension:

(Unit: mm)



90 deg. terminal optional with plastic cover (has MOQ required)

Terminal Pin. No Assignment :

7P, PITCH 9.5mm WITH PC COVER							
MODEL No.	1	2	3	4	5	6	7
SPS-G075-Dx	L	N	PE	V2	GND	GND	V1