



SUNPOWER TECHNOLOGY CORP.
 16F.-1, No.150, Jian 1st Rd., Zhonghe Dist., New Taipei City 235, Taiwan (R.O.C.)
 TEL: 886-2-8226-3100 FAX: 886-2-8226-3111
 http://www.sunpower.com.tw
 E-mail: sunpower@sunpower.com.tw

SPS-025-xx Series

Single Output

Green mode function



79 x 50.8 x 28.5 mm

3.11 x 2.0 x 1.12 inch



Features:

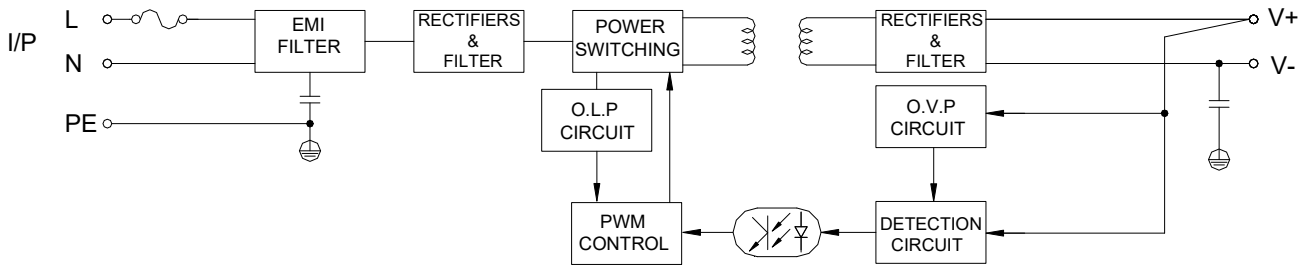
- * Green mode design, no load < 0.3W
- * High efficiency and high reliability
- * Built in EMI filter, low ripple noise
- * Over voltage protection : Voltage limited mode
- * Over load & short circuit protection : Hiccup mode
- * Output voltage $\pm 10\%$ adjustment
- * 100% full load burn-in test
- * $-20^{\circ}\text{C} \sim 70^{\circ}\text{C}$ Operating temperature
- * UL, cUL, TUV, CB, CE approved
- * 3 years warranty

Specification:

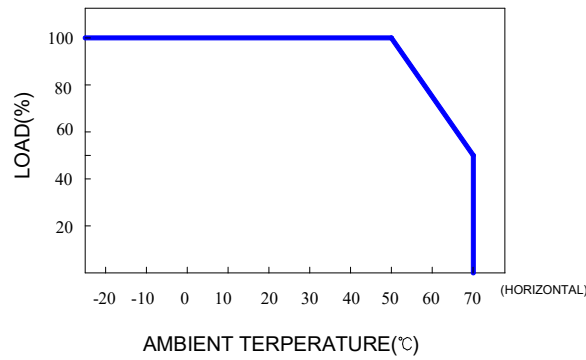
INPUT	Voltage	88V ~ 264VAC universal full range or 125V ~ 375VDC.								
	Frequency	47 ----- 63 Hz								
	Current	<0.65A@100V AC input, full load condition								
	Inrush Current (TYP.)	30A@115V , 50A@230V AC input, Cold start at 25°C ambient								
	Leakage Current	<0.5mA@264V AC input								
OUTPUT	MODEL No.	SPS-025-3.3	SPS-025-05	SPS-025-7.5	SPS-025-12	SPS-025-15	SPS-025-24	SPS-025-30	SPS-025-48	
	Voltage	3.3V	5V	7.5V	12V	15V	24V	30V	48V	
	Min Load	0A	0A	0A	0A	0A	0A	0A	0A	
	Max Load	6A	5A	3.4A	2.1A	1.7A	1.1A	0.9A	0.57A	
	Output Tolerance ②	$\pm 3\%$	$\pm 2\%$	$\pm 1\%$	$\pm 1\%$	$\pm 1\%$	$\pm 1\%$	$\pm 1\%$	$\pm 1\%$	
	Ripple Noise MAX. ③	70mV	70mV	80mV	120mV	150mV	150mV	200mV	200mV	
	Efficiency (TYP.)	72%	79%	80%	84%	85%	86%	87%	88%	
Output MAX.	20W	25W	25W	25W	25W	27W	27W	27W		
PROTECTION	Over Voltage	3.8~4.6V	5.8~7.0V	8.6~10.5V	13.8~16.8V	17.3~21.0V	27.6~33.6V	34.5~42.0V	55.2~67.2V	
		Limiting voltage latch								
	Over Load & Short Circuit	When power supply over 105%~ 180% max load or short circuit acted, power supply will go into hiccup mode and recover automatically after the fault is removed.								
ELEC. CHAR.	Rise time	<30mS								
	Hold up time	>60mS@230V, full load condition								
	Setup time	<1 Sec@100 ~ 240V AC								
	Green mode function	Power consumption at no load < 0.3W at 240VAC input								
ENVIRONMENT	Temperature ④	Operating: $-20 \sim +70^{\circ}\text{C}$; De-rating: $50 \sim 70^{\circ}\text{C}$: 2.5%/°C ; Storage: $-40 \sim +85^{\circ}\text{C}$								
	Humidity	Operating: 20% ~ 90% RH (non condensing) ; Storage: 10% ~ 95% RH (non condensing)								
	Altitude	6562 ft (\approx 2000 m) operating								
SAFETY	Withstand voltage	I/P-O/P:3KVAC, I/P-PE:1.5KVAC, O/P-PE:0.5KVAC, 1minute								
	Isolation resistance	I/P-O/P, I/P-PE, O/P-PE > 100M Ω /500VDC at 25°C/ 70% RH								
	Safety standard	UL 60950-1 2 nd , CSA C22.2 No. 60950-1- 07 2 nd , TUV EN 60950-1:2006+A11+A1+A12+A2, IEC 60950-1:2005+A1+A2, approved								
EMC	EMI	EN 55032 CLASS B, FCC CFR 47 PART 15 CLASS B approved, CNS 13438 CLASS B standard.								
		EN61000-3-2 CLASS A, EN61000-3-3 approved								
	EMS	EN 55024 : EN 61000-4-2,3,4,5,6,8,11 approved								
OTHERS	Cooling	Natural cooling.								
	M.T.B.F.	450K hours								
	Terminal pitch	5P / 7.62mm with plastic cover								
	Packing	N.W.: 0.18 Kg / 1pc; 80pcs/ 1.11 CUFT / 1 CTN								
NOTE	① All measurements which not mentioned are based on 230VAC input, output Max at ambient 25°C / 70%RH ② Output tolerance included set up voltage, line regulation and load regulation. ③ Ripple & noise are measured at 100~254VAC input with 10~50°C condition and 20MHz of bandwidth by using a 10" ~15" twisted pair-wire terminated with a 0.1uF & a 47uF parallel capacitor. ④ The operating temperature shall follow the de-rating curve in spec ⑤ The power supply is considered a component of end-equipment. The end-equipment must be re-confirmed whether comply with EMC directives.									

SPS-025-xx Series

Block Diagram : US1

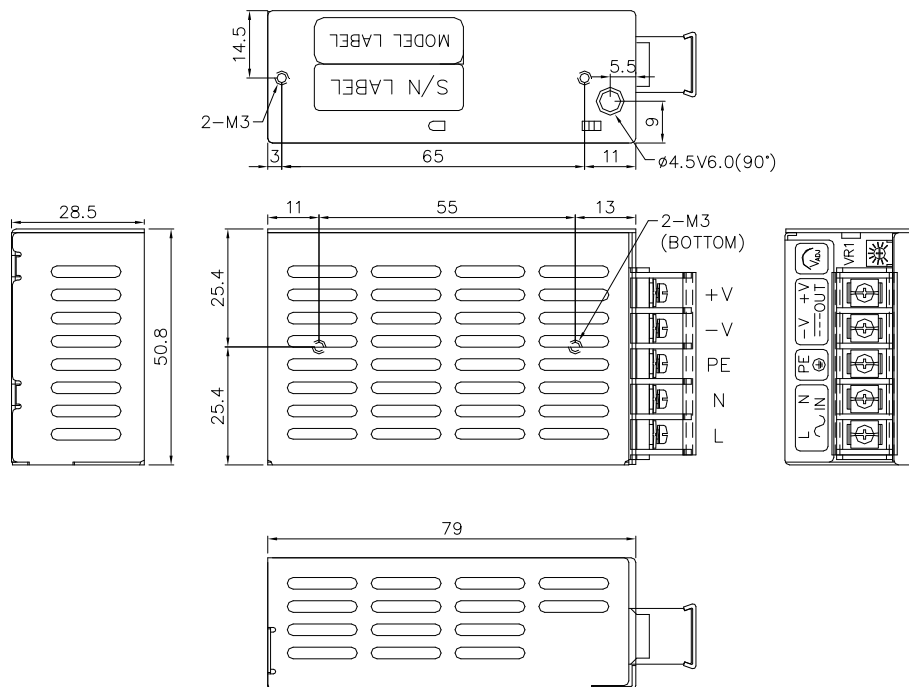


De-rating Curve :



Dimension:

(Unit: mm)



Terminal Pin. No Assignment: 5P/7.62mm W/PC cover

Pin No.	Assignment	Pin No.	Assignment
1	AC/L	4	DC OUTPUT -V
2	AC/N	5	DC OUTPUT +V
3	PE		