COTEK 150W Single Output Power Supply GE-150 series

Features:

- Universal AC input / Full range
- Protection: Short circuit, Over load, Over voltage
  Brown-out (Low AC Input Voltage)
- High operation temperature up to 70°C
- Withstand 2G vibration test



MODEL		GE-150-05	GE-150-12	GE-150-15	GE-150-24	GE-150-48
Output	DC Voltage Range	5V	12V	15V	24V	48V
	Rated Current	18A	12.5A	10A	6.5A	3.3A
	Current Range	0 ~ 18A	0 ~ 12.5A	0 ~ 10A	0 ~ 6.5A	0 ~ 3.3A
	Rated Power	90W	150W	150W	150W	150W
	Ripple & Noise (Max.)	100mVp-p	120mVp-p	120mVp-p	120mVp-p	200mVp-p
	Voltage Adj. Range	±10%				
	Voltage Tolerance	±2%	±1%	±1%	±1%	±1%
	Line Regulation	±0.5%				
	Load Regulation	±1.0%	±0.5%	±0.5%	±0.5%	±0.5%
	Setup, Rise Time	< 200ms, < 100ms / 230VAC, < 200ms, < 100ms / 115VAC) at full load				
	Hold Up Time	> 25ms / 230VAC, > 25ms / 115VAC at full load				
Input	Voltage Range	88 ~ 132VAC / 176 ~ 264VAC selected by switch 248 ~ 373VDC (Withstand 300VAC surge for 5sec. without damage)				
	Frequency Range	50Hz / 60Hz				
	Efficiency at 230VAC	83%	88%	89%	90%	90%
	AC Current (Typ.)	3A / 115VAC, 1.5A / 230VAC				
	Inrush Current (Typ.)	Cold Start 50A / 230VAC				
	Leakage Current	< 2mA / 240VAC				
Protection	Over Load	> 105% rated output power				
		Protection type: Hiccup mode, recovers automatically after fault condition is removed				
	Over Voltage	115 ~ 150% rated output voltage				
		Protection type: latch-off mode				
Environment	Working Temp.	-25 ~ 70°C (Refer to de-rating curve)				
	Working Humidity	20 ~ 90% RH non-condensing				
	Storage Temp. & Humidity	-40 ~ +85°C, 10 ~ 95% RH				
	Temp. Coefficient	±0.03% / °C (0 ~ 50°C)				
	Vibration	10 ~ 500Hz, 2G 10min. / 1cycle, period for 60min. each along X, Y, Z axes				
Safety & EMC	Safety Standards	Certified UL 60950-1; EN 60950-1				
	Withstand Voltage Note.8	I/P-O/P: 3KVAC (4242VDC), I/P-FG: 1.5KVAC (2121VDC), O/P-FG: 0.5KVAC (707VDC)				
	Isolation Resistance	I/P-O/P, I/P-FG, O/P-FG: 100M Ohms / 500VDC				
	EMI Conduction & Radiation	Certified EN 55022 class B				
	Power Harmonic & Voltage Fluctuation and Flicker	Certified EN 61000-3-2; EN 61000-3-3				
	EMS Immunity	Certified EN 61204-3; EN 55024; IEC 61000-4-2, 3, 4, 5, 6, 8, 11				
Others	MTBF	244.83K HRS Certified MIL-HDBK-217F				
	Dimension (WxHxD)	98x38x179 mm / 3.86x1.50x7.05 inch				
	Packing	0.6kg; 24pcs / 15.4kg / 1.29CUFT				
Note	1. All parameters NOT specially mentioned are measured at 230VAC input, rated load and 25°C of ambient temperature. 2. Ripple & noise are measured at 20MHz of bandwidth by using a 12" twisted pair-wire terminated with a 0.1uF & 47uF parallel capacitor. 3. Tolerance: includes setup time tolerance, line regulation and load regulation. 4. Line regulation is measured from low line to high line at rated load. 5. Load regulation is measured from 0% to 100% rated load. 6. The power supply is considered a component which will be installed into a final equipment. The final equipment must be re-confirmed that it still meets EMC directives. 7. Length of setup time is measured at first cold start. Turning ON/OFF the power supply continuously may increase the setup time. 8. This test is done without enclosure: I/P-O/P 4242VDC. If with enclosure: I/P-O/P 2121VDC,I/P-FG:2121VDC, O/P-FG: 707VDC					

Mechanical Drawings:

Unit:mm / inch

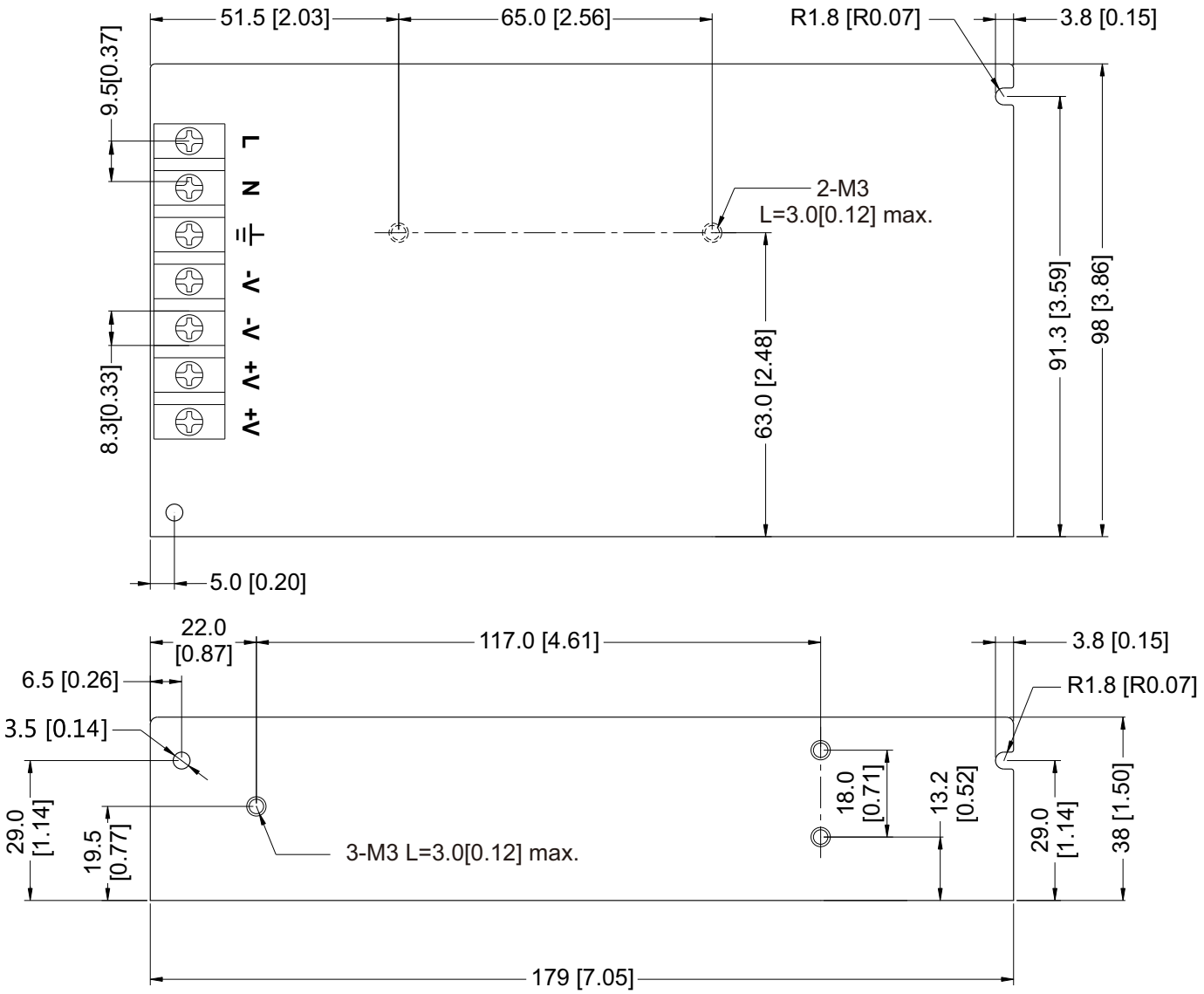

Recommended screw length is measured from the power supply surface
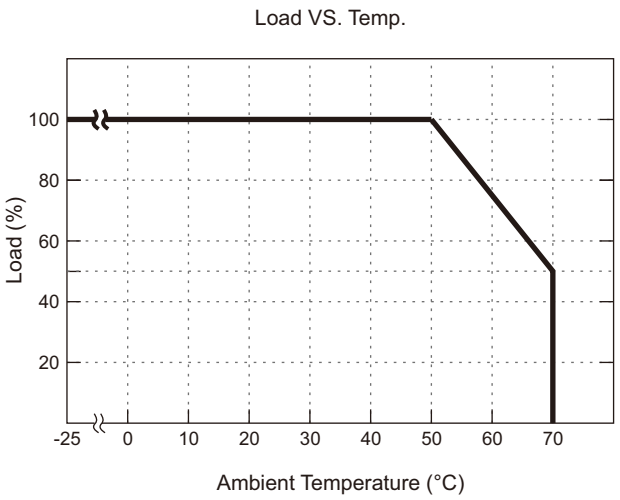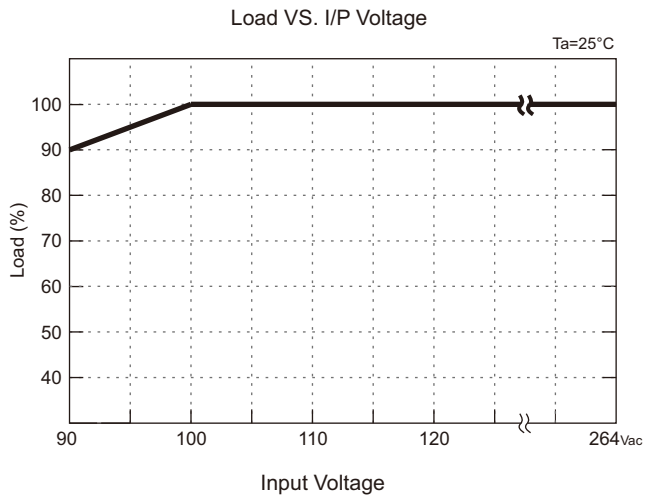
Derating Curve: